

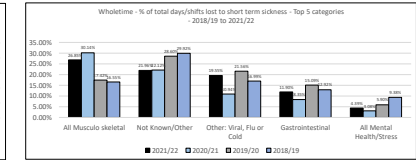
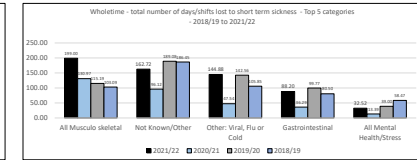
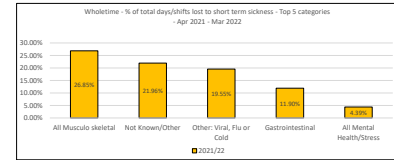
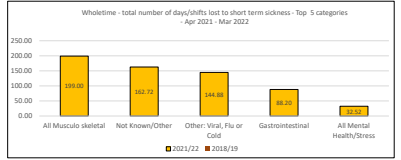
Wholetime - Reasons for Sickness - 2018/19 to 2021/22

Reasons for Sickness	Short Term Sickness					Long Term Sickness					Total Sickness			
	2021/22	2020/21	2019/20	2018/19	2017/18	2021/22	2020/21	2019/20	2018/19	2017/18	2021/22	2020/21	2019/20	2018/19
Cancer	0.00	0.00	0.00	1.00	18.00	0.00	0.00	16.50	30.00	0.00	0.00	0.00	0.00	17.50
Cardiovascular - Other	0.00	0.00	0.00	0.00	8.00	0.00	0.00	15.00	0.00	0.00	0.00	0.00	21.00	0.00
Dermatological	12.11	22.50	1.00	0.00	0.00	0.00	7.46	0.00	12.11	22.50	8.46	0.00	0.00	0.00
Endocrine	0.00	0.00	0.00	0.00	0.00	0.00	27.00	0.00	0.00	0.00	0.00	0.00	27.00	0.00
Gastrointestinal	88.30	36.29	99.77	80.50	0.00	8.87	13.85	9.23	88.30	45.16	113.62	89.73	0.00	0.00
All Mental Health/Stress	32.52	13.39	39.00	58.47	526.12	563.98	505.84	731.15	558.64	577.37	544.84	789.62	0.00	0.00
Mental Health - Anxiety/Depression	0.00	7.50	2.26	16.70	215.86	209.27	332.31	413.27	215.86	209.27	332.31	413.27	0.00	0.00
Mental Health - Other	2.41	2.89	12.10	2.50	12.00	143.20	24.18	12.00	14.41	148.09	36.28	14.50	0.00	0.00
Mental Health - PTSD	0.00	0.00	0.00	0.00	18.00	12.26	0.00	29.75	18.00	12.26	0.00	29.75	0.00	0.00
Other Stress	30.11	3.00	19.44	39.29	292.36	246.75	149.45	224.08	310.37	149.75	149.09	149.09	0.00	0.00
All Musculo skeletal	199.00	130.97	115.19	103.09	563.70	363.34	447.20	372.29	762.70	496.31	562.39	475.38	0.00	0.00
Musculo skeletal - Back	102.10	64.18	39.13	60.62	222.63	227.07	173.13	121.23	324.71	291.25	212.46	183.85	0.00	0.00
Musculo skeletal - Knee	29.68	24.29	9.97	7.25	17.95	38.00	104.62	13.00	47.93	42.29	114.59	15.85	0.00	0.00
Musculo skeletal - Lower limb	29.42	6.48	25.92	10.79	105.04	27.00	0.00	45.41	134.46	33.48	25.92	56.20	0.00	0.00
Musculo skeletal - Neck	0.00	4.00	0.75	0.00	0.00	0.00	11.00	9.53	0.00	4.00	16.75	9.53	0.00	0.00
Musculo skeletal - Other	14.78	18.84	19.86	49.40	108.66	60.55	86.56	38.95	123.66	77.99	103.62	138.85	0.00	0.00
Musculo skeletal - Shoulders	4.83	5.43	5.00	8.03	75.67	27.72	50.19	80.08	80.50	28.15	55.19	88.11	0.00	0.00
Musculo skeletal - Upper limb	12.11	2.75	20.50	2.00	23.75	10.00	22.50	40.00	45.50	29.75	35.00	44.00	0.00	0.00
Neurological	25.75	15.50	7.94	17.15	39.00	0.00	0.00	16.50	68.75	15.50	7.94	27.55	0.00	0.00
Not Known/Other	162.72	96.12	189.08	186.45	32.63	148.59	133.12	89.07	195.35	244.71	332.20	275.52	0.00	0.00
Not File Follow	79.54	44.17	145.24	126.75	4.61	61.09	53.30	0.00	76.50	56.26	106.78	126.26	0.00	0.00
Other	60.75	54.65	43.84	60.70	28.02	131.50	79.62	89.07	118.80	186.45	131.66	145.77	0.00	0.00
Other Identifiy	9.04	4.77	5.34	4.50	0.00	0.00	0.00	0.00	9.04	4.77	5.34	4.50	0.00	0.00
Other Surgery	4.54	4.54	23.62	5.15	22.02	147.84	219.44	245.06	208.02	152.36	210.09	260.24	0.00	0.00
Other Viral, Flu or Cold	144.88	47.54	142.56	105.85	20.00	0.00	24.00	79.00	144.88	47.54	142.56	134.85	0.00	0.00
Reproductive	10.79	25.00	2.58	18.62	52.00	42.50	63.92	19.00	62.79	67.50	66.50	37.62	0.00	0.00
All Respiratory	21.69	3.00	32.85	25.83	52.00	0.00	0.00	0.00	74.65	3.00	52.85	33.83	0.00	0.00
Long Covid	0.00	0.00	0.00	0.00	0.00	0.00	0.00	0.00	0.00	0.00	0.00	0.00	0.00	0.00
Respiratory - Other	17.48	3.00	28.85	25.83	52.00	0.00	0.00	8.00	74.08	3.00	28.85	33.83	0.00	0.00
Respiratory - Allergies/asthma	3.87	0.00	4.00	0.00	0.00	0.00	0.00	0.00	3.87	0.00	4.00	0.00	0.00	0.00
All Senses	13.87	34.94	0.24	11.27	47.44	18.00	0.00	16.65	61.31	52.84	0.24	27.92	0.00	0.00
Senses - Hearing	0.00	19.50	0.24	2.00	24.08	18.00	0.00	7.65	24.08	37.50	0.24	9.65	0.00	0.00
Senses - Other	2.74	0.00	0.00	0.00	8.86	0.00	0.00	11.60	0.00	0.00	0.00	0.00	0.00	0.00
Senses - Vision	11.13	15.44	0.00	9.27	14.50	0.00	0.00	23.63	15.44	0.00	0.00	18.27	0.00	0.00
Urological	2.13	0.00	7.00	5.00	0.00	0.00	16.50	0.00	2.13	0.00	7.00	5.00	0.00	0.00
<b>Total</b>	<b>741.10</b>	<b>424.36</b>	<b>464.17</b>	<b>623.68</b>	<b>3656.31</b>	<b>1295.12</b>	<b>1473.80</b>	<b>1546.41</b>	<b>2494.61</b>	<b>2729.46</b>	<b>2134.97</b>	<b>2169.51</b>	<b>0.00</b>	<b>0.00</b>

COVID 19	2021/22	2020/21	2019/20
2021/22	1394.48	1216.52	199.65
<b>Total</b>	<b>1394.48</b>	<b>2964.20</b>	<b>2134.62</b>

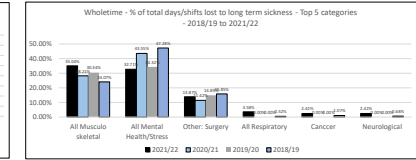
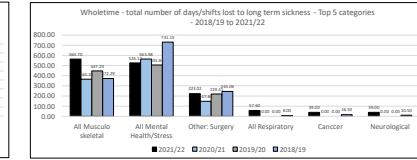
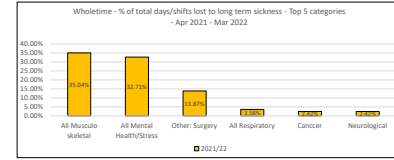
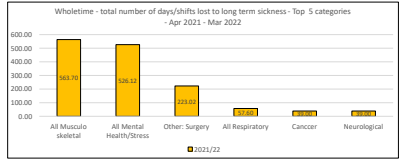
Short Term Sickness

Short Term Sickness	2021/22	2021/22	2020/21	2020/21	2019/20	2019/20	2018/19	2018/19
All Musculo skeletal	199.00	26.83%	130.97	30.14%	115.19	17.42%	103.09	16.55%
Not Known/Other	162.72	21.56%	96.12	22.17%	189.08	26.40%	186.45	29.52%
Other Viral, Flu or Cold	144.88	19.55%	47.54	11.24%	142.56	19.56%	105.85	16.09%
Gastrointestinal	88.30	11.90%	36.29	8.33%	99.77	13.50%	80.50	12.32%
All Mental Health/Stress	32.52	4.37%	13.39	3.16%	39.00	5.30%	58.47	8.88%
<b>All Short Term Total</b>	<b>741.10</b>		<b>424.36</b>		<b>464.17</b>		<b>623.68</b>	



Long Term Sickness

Long Term Sickness	2021/22	2021/22	2020/21	2020/21	2019/20	2019/20	2018/19	2018/19
All Musculo skeletal	526.12	35.04%	363.34	38.21%	447.20	30.34%	372.29	24.07%
All Mental Health/Stress	526.12	32.71%	563.98	31.55%	505.84	34.37%	731.15	47.28%
Other Surgery	233.02	13.97%	147.84	11.42%	219.44	14.89%	245.06	15.85%
All Respiratory	17.60	1.35%	0.00	0.00%	0.00	0.00%	8.00	0.32%
Cancer	18.00	2.42%	0.00	0.00%	0.00	0.00%	16.50	1.07%
Neurological	39.00	2.42%	0.00	0.00%	0.00	0.00%	39.00	2.42%
<b>All Long Term Total</b>	<b>1668.51</b>		<b>1295.12</b>		<b>1473.80</b>		<b>1546.41</b>	



All Sickness Total

Total Sickness	2021/22	2021/22	2020/21	2020/21	2019/20	2019/20	2018/19	2018/19
All Musculo skeletal	725.12	32.46%	496.31	28.09%	592.39	26.34%	475.38	21.91%
All Mental Health/Stress	558.64	23.78%	577.37	23.88%	549.84	25.52%	789.62	36.40%
Other Surgery	258.02	10.13%	152.36	8.81%	232.03	10.87%	250.21	11.53%
Not Known/Other	195.35	8.31%	244.71	13.13%	222.20	15.09%	275.52	12.70%
Other Viral, Flu or Cold	144.88	7.02%	47.54	2.73%	142.56	7.40%	134.85	6.22%
<b>All Sickness Total</b>	<b>2249.61</b>		<b>1729.68</b>		<b>2134.97</b>		<b>2169.51</b>	

