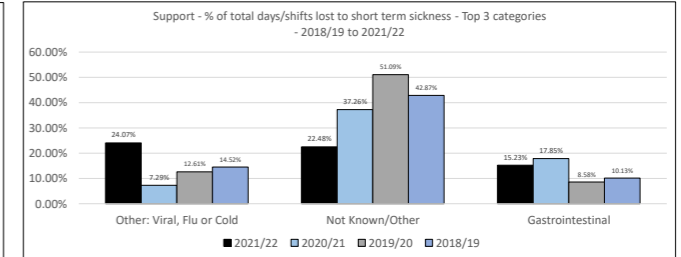
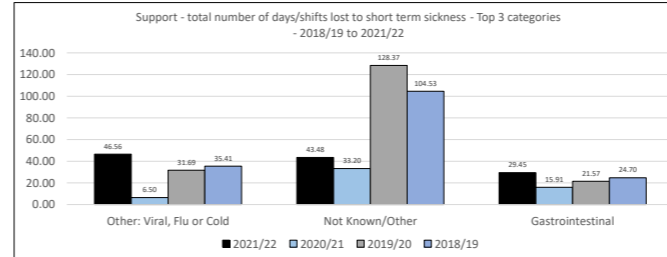
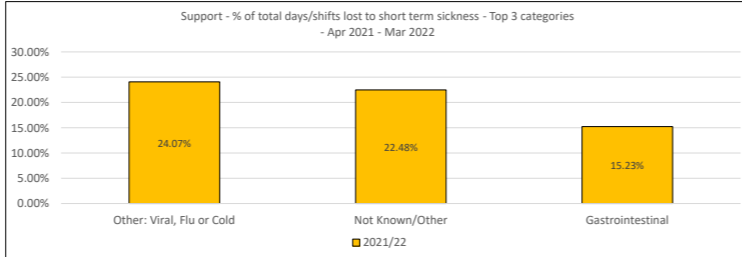
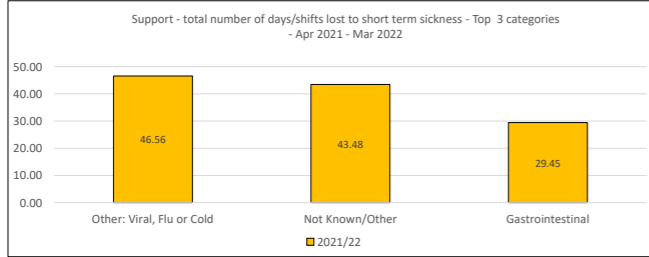


Support - Reasons for Sickness - 2018/19 to 2021/22

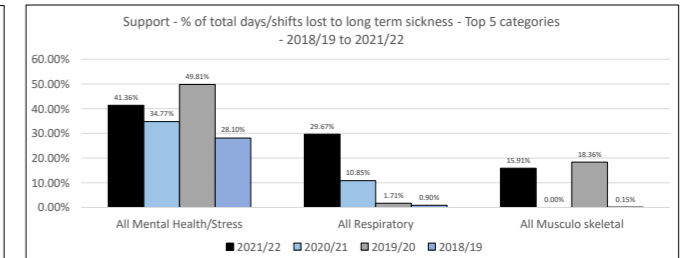
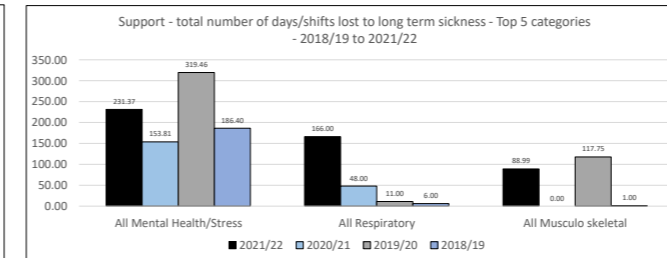
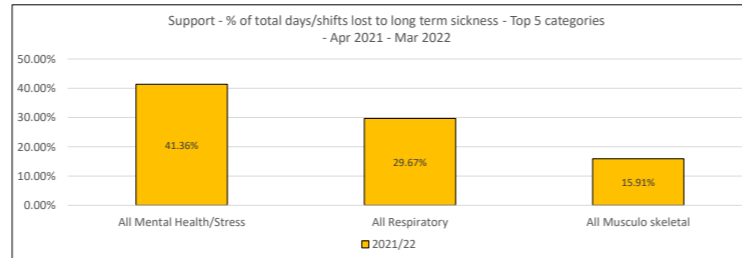
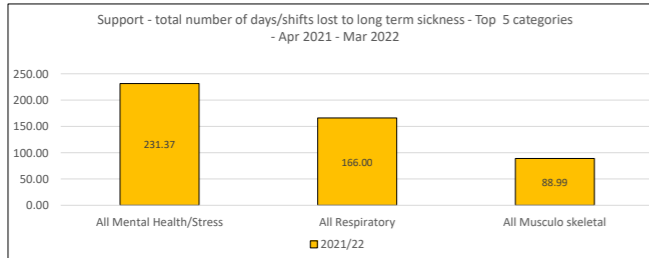
Reasons for Sickness	Short Term Sickness				Long Term Sickness				Total Sickness			
	2021/22	2020/21	2019/20	2018/19	2021/22	2020/21	2019/20	2018/19	2021/22	2020/21	2019/20	2018/19
Cancer	0.00	0.00	0.00	0.00	0.00	0.00	0.00	122.00	0.00	0.00	0.00	122.00
Cardiovascular: Other	0.00	4.00	0.00	0.00	0.00	0.00	1.65	173.50	0.00	4.00	1.65	173.50
Dermatological	6.50	0.00	0.00	0.00	0.00	0.00	0.00	0.00	6.50	0.00	0.00	0.00
Endocrine	0.00	0.00	0.00	0.00	0.00	0.00	0.00	0.00	0.00	0.00	0.00	0.00
Gastrointestinal	29.45	15.91	21.57	24.70	0.00	0.00	0.00	0.00	29.45	15.91	21.57	24.70
All Mental Health/Stress	25.00	9.00	11.84	5.67	231.37	153.81	319.46	186.40	256.37	162.81	331.30	192.07
Mental Health: Anxiety/depression	0.00	9.00	9.84	2.43	34.62	71.88	80.70	87.57	34.62	80.88	90.54	90.00
Mental Health: Other	0.00	0.00	0.00	0.00	0.00	0.00	0.00	0.00	0.00	0.00	0.00	0.00
Mental Health: PTSD	0.00	0.00	0.00	0.00	0.00	0.00	0.00	0.00	0.00	0.00	0.00	0.00
Other: Stress	25.00	0.00	2.00	3.24	196.75	81.93	216.87	98.83	221.75	81.93	218.87	102.07
All Musculo skeletal	12.49	0.00	4.20	7.50	88.99	0.00	117.75	1.00	101.48	0.00	121.95	8.50
Musculo skeletal: Back	0.00	0.00	3.20	2.00	0.00	0.00	29.50	0.00	29.50	0.00	59.20	2.00
Musculo skeletal: Knee	7.49	0.00	0.00	0.00	59.49	0.00	28.50	1.00	66.98	0.00	28.50	1.00
Musculo skeletal: Lower limb	3.50	0.00	1.00	2.00	0.00	0.00	33.25	0.00	3.50	0.00	34.25	2.00
Musculo skeletal: Neck	0.00	0.00	0.00	0.00	0.00	0.00	0.00	0.00	0.00	0.00	0.00	0.00
Musculo skeletal: Other	1.50	0.00	0.00	3.50	0.00	0.00	0.00	0.00	1.50	0.00	0.00	3.50
Musculo skeletal: Shoulders	0.00	0.00	0.00	0.00	0.00	0.00	0.00	0.00	0.00	0.00	0.00	0.00
Musculo skeletal: Upper limb	0.00	0.00	0.00	0.00	0.00	0.00	0.00	0.00	0.00	0.00	0.00	0.00
Neurological	10.07	8.03	12.36	21.55	0.00	0.00	57.50	78.00	10.07	8.03	69.86	99.55
Not Known/Other	43.48	33.20	128.37	104.53	54.04	176.91	37.16	45.50	97.52	210.11	165.53	150.03
Not Yet Known	34.26	17.30	94.33	57.09	27.00	0.00	27.50	12.00	61.26	17.30	121.83	69.09
Other	9.22	15.90	34.04	47.44	27.04	176.91	9.66	33.50	36.26	192.81	43.70	80.94
Other: Dentistry	0.50	0.00	5.00	2.00	0.00	0.00	15.00	0.00	0.50	0.00	20.00	2.00
Other: Surgery	0.00	2.00	0.00	1.00	19.00	63.62	54.19	41.34	19.00	65.62	54.19	42.34
Other: Viral, Flu or Cold	46.56	6.50	31.69	35.41	0.00	0.00	0.00	9.50	46.56	6.50	31.69	44.91
Reproductive	8.50	3.50	20.73	13.50	0.00	0.00	27.71	0.00	8.50	3.50	48.44	13.50
All Respiratory	3.50	3.00	13.50	14.00	166.00	48.00	11.00	6.00	169.50	51.00	24.50	20.00
Long Covid	0.00	0.00	0.00	0.00	0.00	0.00	0.00	0.00	0.00	0.00	0.00	0.00
Respiratory: Other	3.00	3.00	13.50	14.00	139.00	48.00	11.00	6.00	142.00	51.00	24.50	20.00
Respiratory: RAD/asthma	0.50	0.00	0.00	0.00	0.00	0.00	0.00	0.00	0.50	0.00	0.00	0.00
All Senses	1.30	1.97	0.00	7.95	0.00	0.00	0.00	0.00	1.30	1.97	0.00	7.95
Senses: Hearing	1.30	1.00	0.00	5.95	0.00	0.00	0.00	0.00	1.30	1.00	0.00	5.95
Senses: Other	0.00	0.97	0.00	0.00	0.00	0.00	0.00	0.00	0.00	0.97	0.00	0.00
Senses: Vision	0.00	0.00	0.00	2.00	0.00	0.00	0.00	0.00	0.00	0.00	0.00	2.00
Urological	6.05	2.00	2.00	6.00	0.00	0.00	0.00	0.00	6.05	2.00	2.00	6.00
Total	193.40	89.11	251.26	243.81	559.40	442.34	641.42	663.24	752.80	531.45	892.68	907.05

COVID 19	397.23	257.56	52.44
Total	1150.03	789.01	945.12

Short Term Sickness	2021/22	2021/22	2020/21	2020/21	2019/20	2019/20	2018/19	2018/19
Other: Viral, Flu or Cold	46.56	24.07%	6.50	7.29%	31.69	12.61%	35.41	14.52%
Not Known/Other	43.48	22.48%	33.20	37.26%	128.37	51.09%	104.53	42.87%
Gastrointestinal	29.45	15.23%	15.91	17.85%	21.57	8.58%	24.70	10.13%
All Short Term Total	193.40	-	89.11	-	251.26	-	243.81	-



Long Term Sickness	2021/22	2021/22	2020/21	2020/21	2019/20	2019/20	2018/19	2018/19
All Mental Health/Stress	231.37	41.36%	153.81	34.77%	319.46	49.81%	186.40	28.10%
All Respiratory	166.00	29.67%	48.00	10.85%	11.00	1.71%	6.00	0.90%
All Musculo skeletal	88.99	15.91%	0.00	0.00%	117.75	18.36%	1.00	0.15%
All Short Term Total	559.40	-	442.34	-	641.42	-	663.24	-



All Sickness Total	2021/22	2021/22	2020/21	2020/21	2019/20	2019/20	2018/19	2018/19
All Mental Health/Stress	256.37	34.06%	162.81	30.64%	331.30	37.11%	192.07	21.18%
All Respiratory	169.50	22.52%	51.00	9.60%	24.50	2.74%	20.00	2.20%
All Musculo skeletal	101.48	13.48%	0.00	0.00%	121.95	13.66%	8.50	0.94%
All Sickness Total	752.80	-	531.45	-	892.68	-	907.05	-

