

LEICESTERSHIRE

FIRE and RESCUE SERVICE



Leicestershire
Police

Protecting our communities

Joint Arson Reduction Strategy

2020 - 2023



Contents

3	Introduction
4	Measuring Success - Performance Targets
4	Investigation of Arson
6	Arson Reduction
6	Data Protection Act 2018
6	Review and Sign-Off
6	Disputes
6	Termination of the Strategy
6	Glossary
7	Signatories
8	Appendices
9	Appendix A - Arson Profile
12	Appendix B - Arson Toolkits

1. Introduction

1.1 Since 2011/12 arson has reduced by 30% in England, Wales and Scotland. However, since 2014/15, there has been an upward trend with arson increasing by 15%. The reported economic cost of arson was £1.2 - £1.49bn, with the potential real loss being between £5.73bn and £11.46bn¹.

On average, an arson case going to trial and committal costs £8521; with an early guilty plea the costs are reduced by 50% to £4143². Clearly, the increased financial burden in terms of insurance, effect on local communities and business, and the impact on the judiciary demonstrates that a robust arson strategy is needed in Leicester, Leicestershire and Rutland.

1.2 Leicestershire Fire and Rescue Service (LFRS) and Leicestershire Police (LP) are committed to the reduction of deliberate fire setting and arson. Whilst the investigation of arson is a police responsibility, reducing arson is a shared responsibility and cannot be achieved in isolation. Though not currently included in this strategy, the support of other partners including district and city councils, youth services and Crown Prosecution Service (CPS) will also have an important role to play in reducing arson.

1.3 This strategy sets out both Leicestershire Fire and Rescue Service and Leicestershire Police agreed approach to tackling arson in Leicester, Leicestershire and Rutland. Both services have prioritised making Leicestershire safer in published plans. In addition, this strategy is supported by:

- The Anti-Social Behaviour (ASB) Crime and Policing Act 2014 which provides the framework in which the Police should enter into agreements with partners to address ASB including arson.
- The NFCC Arson Reduction Strategy 2019-2022 and the Fire Service National Framework document also sets out the case for change.

1.4 The aim of this Joint Arson Reduction Strategy is in line with the National Fire Chief Council (NFCC) Arson Strategy and aims to:

- Reduce the incidence of deliberate fires and arson, and their consequential impacts including personal and economic loss, contributing to community empowerment and economic growth.
- The outcome of this strategy is to create safer homes, safer business and buildings, and safer neighbourhoods.

1.5 In order to achieve success, we will:

- Jointly investigate arson with Crime Scene Investigators (CSI) where appropriate.
- Set out the working arrangements and toolkits for reducing arson (detailed in separate arson toolkits listed in Appendix B).
- Establish and embed effective communication pathways with other partners in relation to deliberate fire setting.
- Share regular intelligence updates relating to threat, harm and risk of arson.
- Establish and embed clear methods of joint working with Leicestershire Police and Leicestershire Fire and Rescue Service.
- Maximise the number of positive outcomes, including restorative justice, convictions, etc.

1.6 The principal areas of mutual interest between Leicestershire Fire and Rescue Service and Leicestershire Police are:

- All fires involving fatalities or serious life changing injuries.
- All deliberate fires involving residential and commercial properties.
- All deliberate fires which appear to form part of a cluster or series of arson attacks.

¹National Fire Chief Council (NFCC) Arson Reduction Strategy 2019 -2022

²CPS Crown Court Fee Guidance June 2019

³Making our diverse communities safer Police and Crime Plan 2017-2021 and Leicestershire Fire and Rescue Service Our Plan IRMP 2019-2022

⁴Para 2.4 Fire and Rescue National Framework for England 2018.

2. Measuring Success - Performance Targets

- 2.1 The overall aim of this strategy is to reduce the incidence of deliberate fires and arson and their consequential impacts. It therefore follows that the performance targets on both a national and local perspective, should aim to achieve year on year deliberate fire reductions. However, it is reasonable to expect that there will always be deliberate fires and that figures will fluctuate. An average baseline has been set based on previous historical data. Standard deviation (SD) above and below the baseline acknowledges that deliberate fires occur within this bandwidth across the year. We will respond accordingly where peaks occur.
- 2.2 The baseline average and bandwidth of deliberate fires in Leicestershire is shown in Appendix A. Ongoing success will be monitored on an annual basis through validated Leicestershire Fire and Rescue Service Incident Recording System data and Home Office Crime data specific to Leicestershire. Reporting into the Home Safety Committee, through the NFCC Arson Lead, the following statistics will be collated by Leicestershire Fire and Rescue Service on a rolling 5-year average to achieve a more robust and reliable dataset:
- total deliberate fires
 - fatalities resulting from deliberate fires
 - deliberate dwelling fires
 - deliberate vehicle fires
 - deliberate F1 (other)
 - deliberate small/secondary fires
 - deliberate industrial and commercial fires.
- 2.3 In addition, the following statistics (provided six monthly) will provide data on the investigation and prosecution of arson in Leicestershire:
- Total number deliberate fires (Primary and Secondary) recorded by Leicestershire Fire and Rescue Service.
 - Total number of arson offences recorded by Leicestershire Police. Comparison of police arson offences using the Home Office code against Leicestershire Fire and Rescue Service primary and secondary fires.
 - Total number of successful arson prosecutions and other positive outcomes (e.g. restorative justice) recorded by Leicestershire Police.
 - Total number of deliberate fire investigations at Level 1 (or Tier 1) and Level 2 (or Tier 2⁵) recorded by Leicestershire Fire and Rescue Service.

3. Investigation of Arson

- 3.1 The police have primary responsibility for the investigation of arson. The requirement for all fires to be investigated is a duty under Fire and Rescue Services Act 2004 Section 45 which gives authorised Fire Investigators powers to investigate the cause and spread of fire. Leicestershire Fire and Rescue Service have no specific powers in relation to the investigation of arson, however the crime of arson allows the police to request a Level 2 (or Tier 2) Fire Investigation Officer (FIO) to assist with the investigation. Leicestershire Fire and Rescue Service and Leicestershire Police will respond to arson attacks as per paragraph 3.3, Table 1.
- 3.2 Leicestershire Police, Leicestershire Fire and Rescue Service and the East Midlands Special Operations Unit (EMSOU) will work together towards compliance with ISO 17020⁶. Work is currently being coordinated through existing collaboration arrangements with EMSOU and regional fire and rescue partners.

⁵Chief Fire Officers Association Guidance Document; Competencies relevant to different levels of Fire Scene Investigation; March 2017
⁶ISO 17020; Conformity assessment – Requirements of various types of bodies performing inspection

3.3 In broad terms, the offence of arson and the subsequent response by Leicestershire Fire and Rescue Service and Leicestershire Police is shown in Table 1. The working arrangements between both services and partners are listed in Appendix B.

Table 1: Response by Leicestershire Police and Leicestershire Fire and Rescue Service to arson.

Offence	Leicestershire Fire and Rescue Service Investigation Level	Fire Service investigator	Police Response/ Considerations	Leicestershire Fire and Rescue Service Response	Home Office FRS Category
Simple arson and ASB. Identified arson clusters. (Life not endangered)	Tier 1 fire investigation	Fire appliance incident commanders IRS report available upon request. Dependent on value of loss, a Level 2 FIO may be requested.	NPA management through JAG/PSP PIP1 investigator	DM JAG	Secondary fires (e.g bins/grass)
Arson with intent Property fires and fire deaths (Life endangered)	Tier 2 fire investigation	Tier 2 FIO Qualified officers who respond separately to initial fire service response. SFR reports will normally be produced to support the arson investigation. Full fire reports are produced for fire deaths in support of HM Coroner inquest.	SIO appointed where appropriate CSI PIP2 investigator	PIR were appropriate	Primary fires (Structure fires ⁷)

⁷Vehicle fires are determined as primary fires; however, they are likely to be categorised as either Simple Arson or theft of a motor vehicle. Only if life has been endangered or the vehicle is linked to a serious crime will a Level 2 (Tier 2 FIO) be requested by the Police.

4. Arson Reduction

- 4.1 The arson toolkits provide the working practices for tackling arson and are listed in Appendix B. These have been developed based on existing good practice and the NFCC national toolkit database (where available). Where appropriate, identified best practice or case study example is given in each case. A range of toolkits will be available and be updated as required.

5. Data Protection Act 2018

- 5.1 The inclusion of personal contact details in section 10 of this document is required for the purposes of this strategy. Signed parties shall at all times comply with current data protection legislation (that is, the Data Protection Act 2018) by adopting and applying their own policies and procedures to ensure that the personal data contained therein is processed fairly and lawfully. It shall be protected by the organisational and technical measures appropriate to the nature of the information. Any party can request copies of each other's policies and procedures and request that they cease processing where adequate measures of privacy compliance cannot be assured.

6. Review and Sign-Off

- 6.1 All parties who agree to this strategy are contained within section 10. An annual review should take place. Where no changes are required the strategy can remain the same. After a period of three years, a more comprehensive review and another sign-off should occur.

7. Disputes

- 7.1 Where any dispute arises in respect of the operation of this strategy, Leicestershire Fire and Rescue Service and Leicestershire Police will endeavour to resolve the dispute quickly through dialogue between the most appropriate managers. Where they cannot reach agreement on the matter in dispute, it shall be referred to the Assistant Chief Fire and Rescue Officer and Assistant Chief Constable for resolution.

8. Termination of the Strategy

- 8.1 The strategy is not designed to be legally binding and some or all of the arrangements referred to within this agreement may be amended or terminated by either party, although a commitment is given to provide reasonable notice of such termination or amendment.


9. Glossary

ASB	Anti-Social Behaviour
CSI	Crime Scene Investigator
DM	District Manager
DMM	Daily Management Meeting (Leicestershire Police)
EMSOU	East Midlands Special Operations Unit
FIO	Fire Investigation Officer (Level 2 or Tier 2 qualified from the fire and rescue service)
IRS	Incident Recording System (Leicestershire Fire and Rescue Service)
MIG	Management Information Gateway (Leicestershire Police)
NPA	Neighbourhood Policing Area
PIP	Professionalism in Process qualified Police officer
PIR	Post Incident Response (Leicestershire Fire and Rescue Service)
PSP	Problem Solving Plans (Leicestershire Police)
SFR	Streamlined Forensic Reports (Leicestershire Police)
SIO	Senior Investigation Officer (Leicestershire Police)

10. Signatories



Callum Faint
Assistant Chief Fire and Rescue Officer
Leicestershire Fire and Rescue Service



Julia Debenham
Assistant Chief Constable
Leicestershire Police

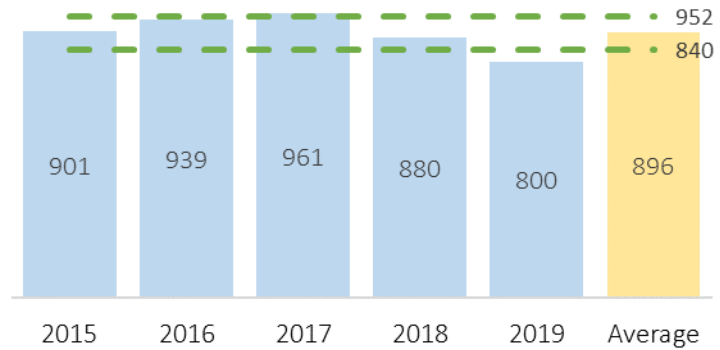
Appendices



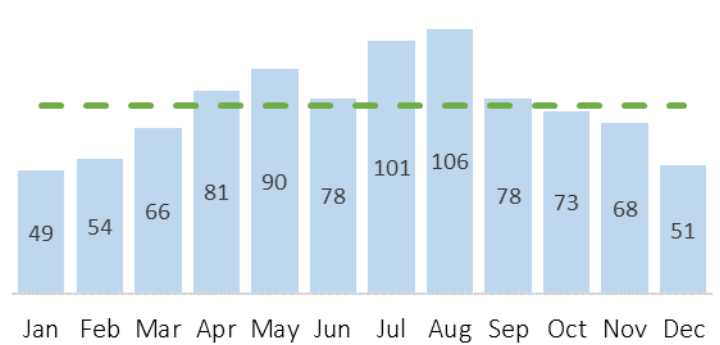
Appendix A

Five Year Arson Profile (2015-19) All Deliberate Fires

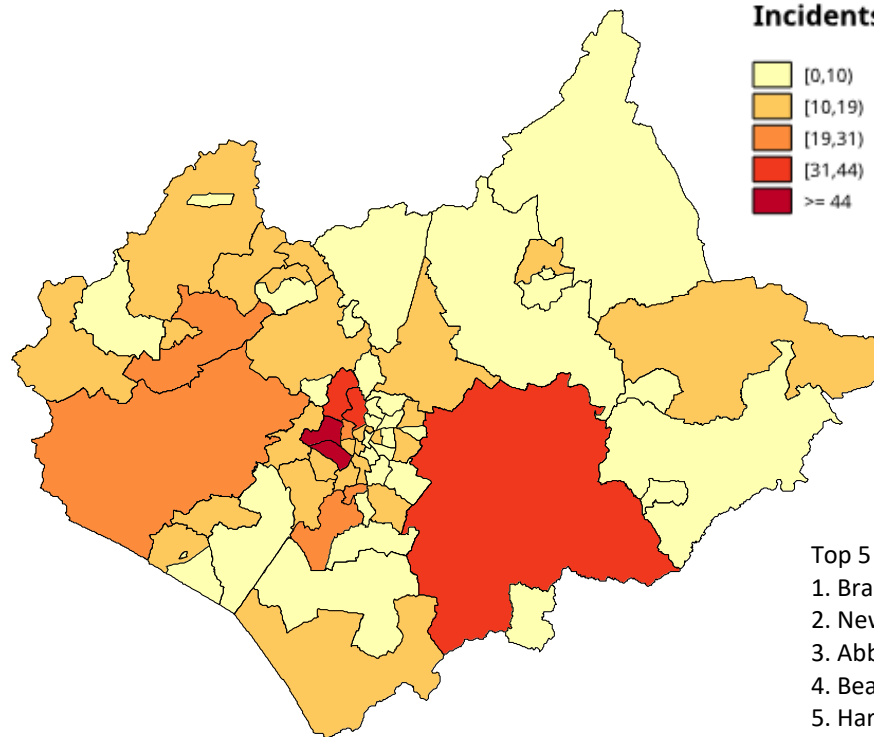
No. of incidents per year with one standard deviation above and below average to show natural fluctuation



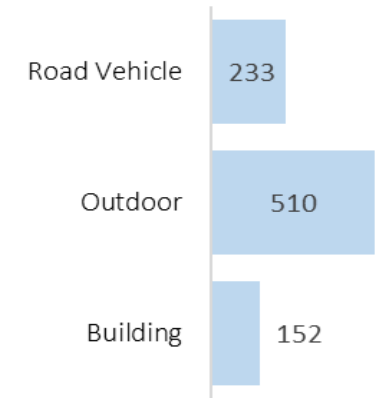
Average no. of incidents per month with line showing average for all months



Average no. of incidents per neighbourhood policing



Average no. of incidents by property type per year



Top 5 NPAs

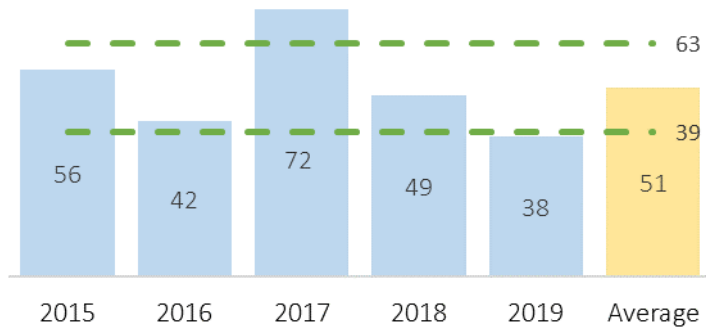
1. Braunstone Park & Rowley Fields (71)
2. New Parks (44)
3. Abbey (42)
4. Beaumont Leys (35)
5. Harborough North (HMP Gartree) (31)

Average no. of incidents per hour and day per year

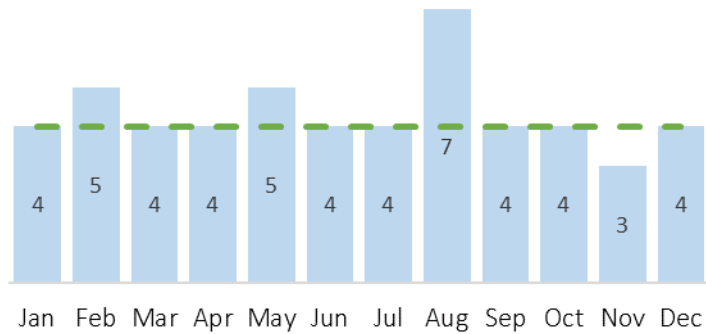
	0	1	2	3	4	5	6	7	8	9	10	11	12	13	14	15	16	17	18	19	20	21	22	23	Total
Sun	6	8	3	5	4	3	3	2	1	1	2	2	4	3	4	9	10	12	11	12	10	12	8	6	141
Mon	6	5	4	4	3	2	2	1	2	1	0	3	3	2	4	6	7	8	11	12	12	12	7	6	124
Tue	7	4	5	3	2	3	1	1	2	1	1	1	2	4	4	7	7	11	8	13	13	12	7	9	127
Wed	6	6	6	3	2	3	1	1	3	2	1	2	3	4	5	5	5	10	8	13	10	10	8	7	125
Thu	8	7	4	4	2	3	2	1	1	3	2	2	3	3	5	4	8	6	9	12	10	10	9	9	127
Fri	7	8	4	3	3	2	1	0	1	2	3	2	3	3	6	5	6	7	8	7	7	12	9	9	118
Sat	8	6	6	4	4	4	2	2	1	2	2	1	3	5	5	5	7	8	9	12	11	11	8	9	134
Total	48	43	32	26	22	19	13	9	11	11	12	13	21	23	32	41	49	61	65	82	73	79	57	55	896

Five Year Arson Profile (2015-19) **Deliberate Dwelling Fires**

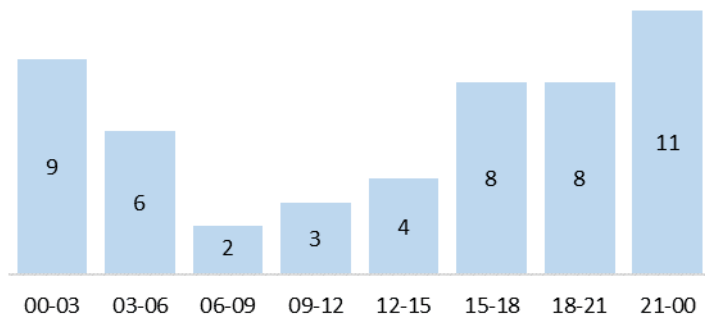
No. of incidents per year with one standard deviation above and below average to show natural fluctuation



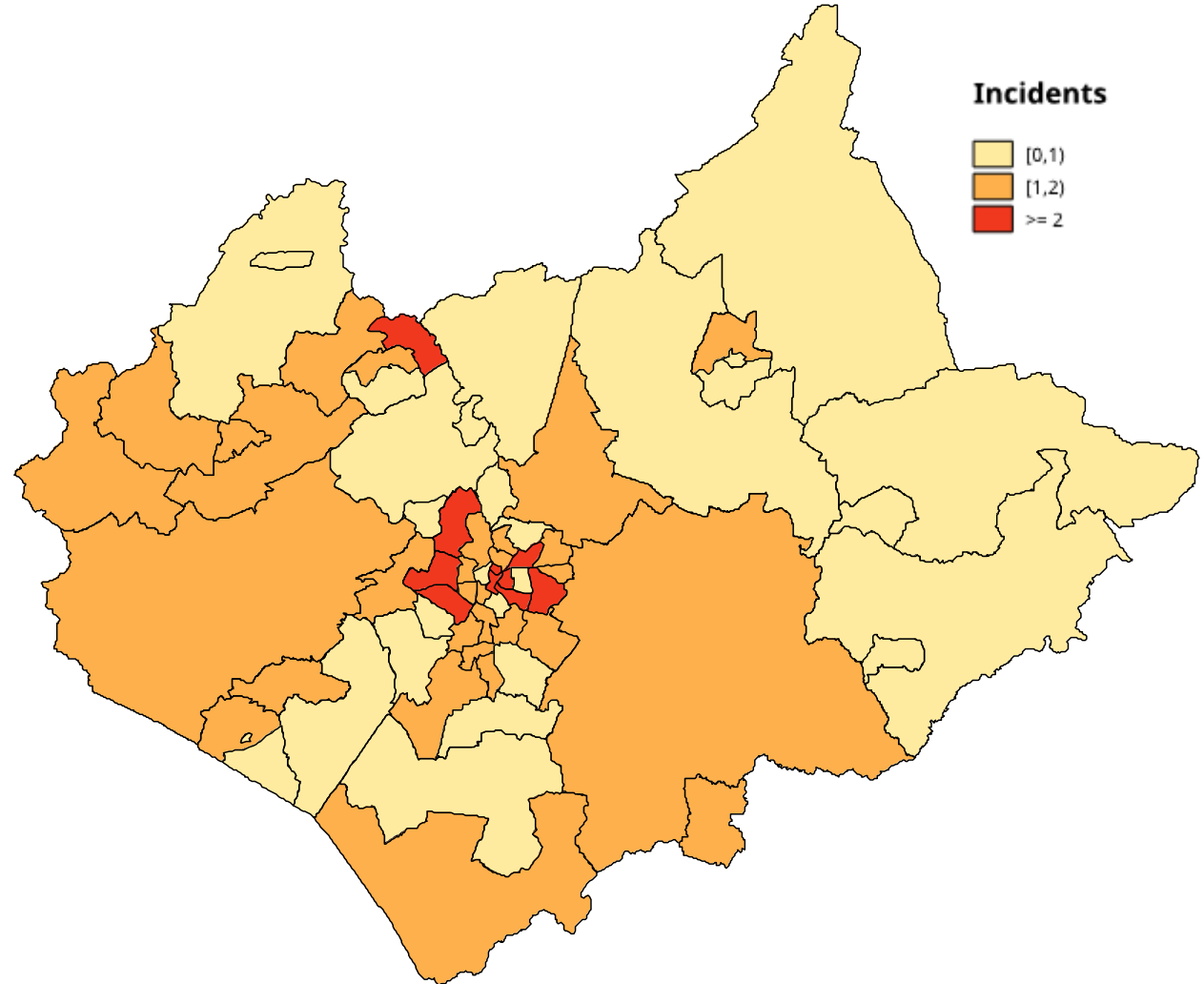
Average no. of incidents per month with line showing average for all months



Average no. of incidents per 3 hour period per year



Average no. of incidents per neighbourhood policing area in a year

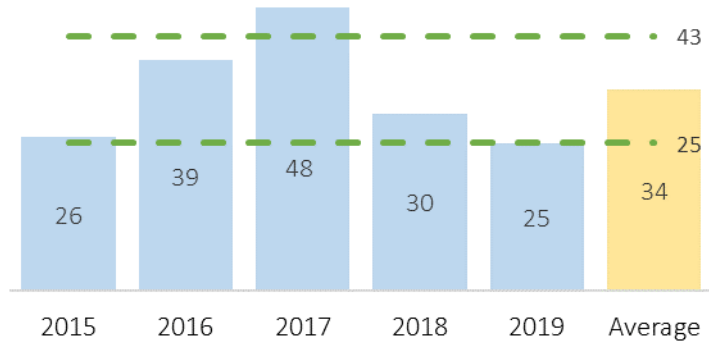


Top NPAs

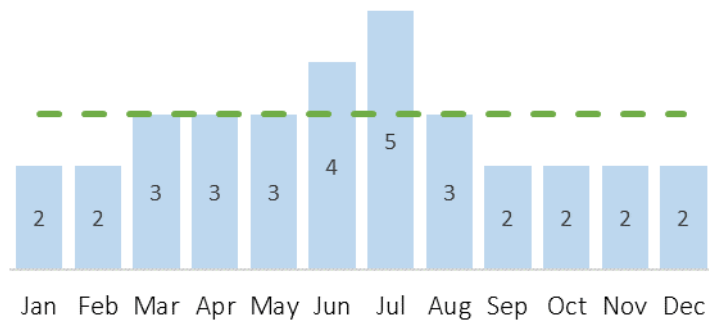
- 1 - Evington (3)
- 2 - Stonegate, Cultural Quarter, Spinney Hill, New Parks, Northfields, Tailby and Morton, Beaumont Leys, Braunstone Park and Rowley Fields, Loughborough East (2)

Five Year Arson Profile (2015-19) **Deliberate Commercial Property Fires**

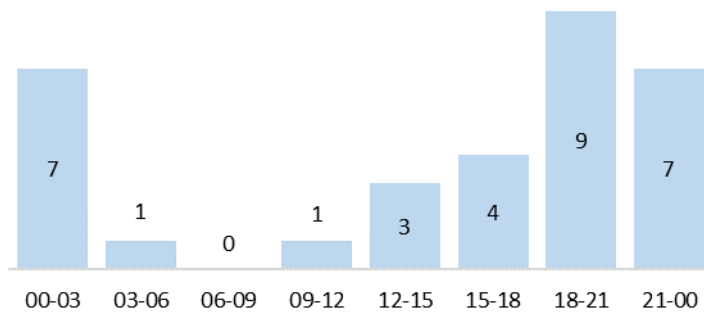
No. of incidents per year with one standard deviation above and below average to show natural fluctuation



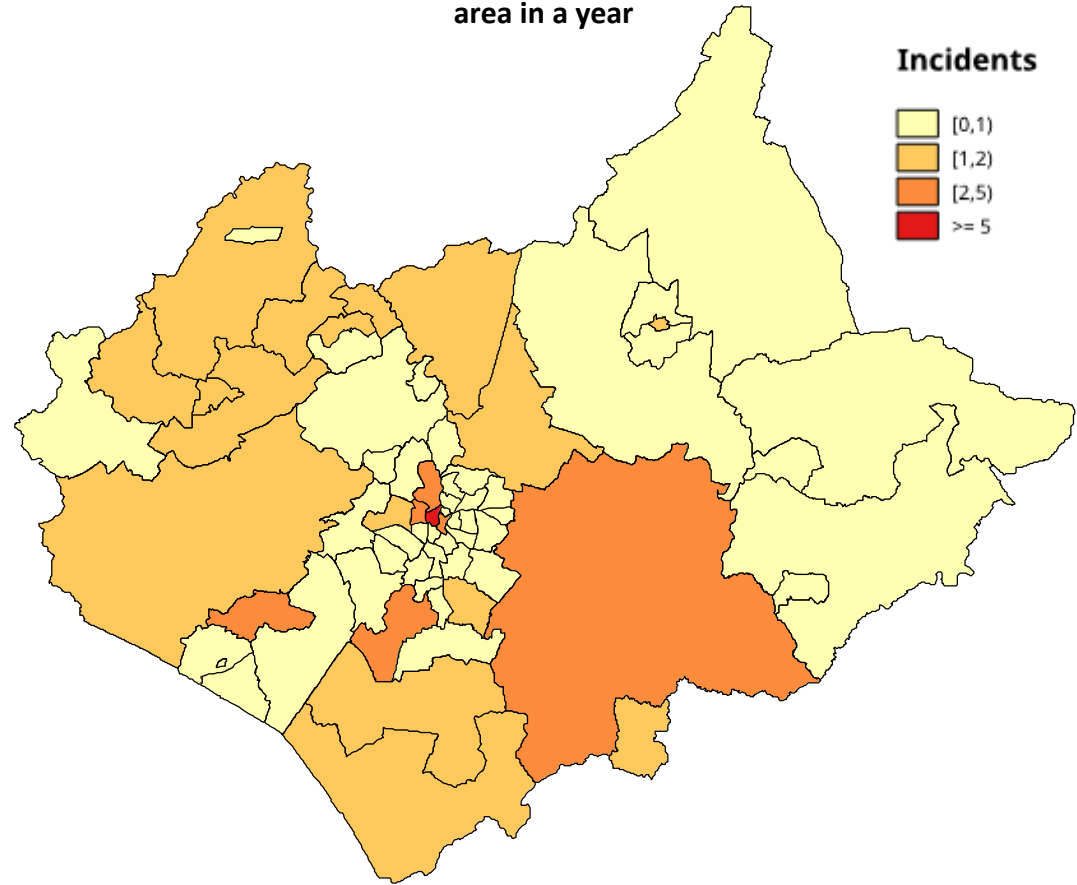
Average no. of incidents per month with line showing



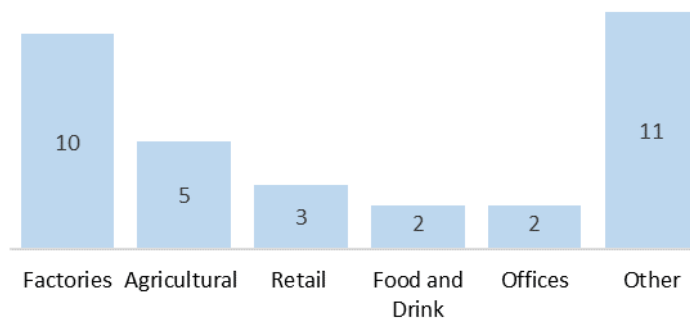
Average no. of incidents per 3 hour period per year



Average no. of incidents per neighbourhood policing area in a year



Average no. of incidents by property type per year

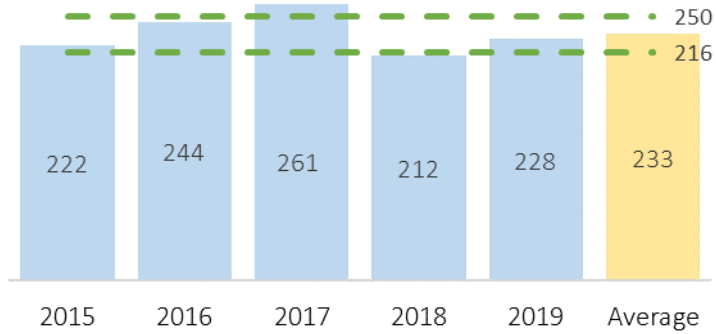


Top NPAs

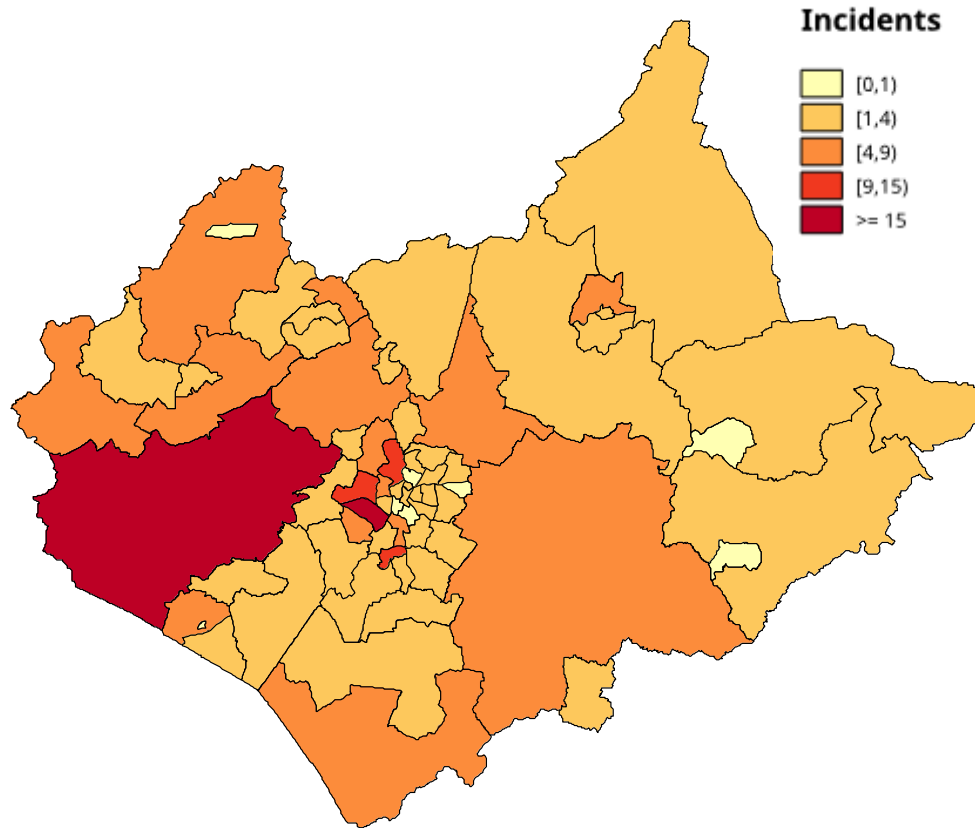
- 1 - City Centre (5)
- 2 - Fosse, Abbey, Cultural Quarter, Harborough North, Blaby, Whetstone and Glen Parva, Earl Shilton and Barwell (2)

Five Year Arson Profile (2015-19) **Deliberate Vehicle Fires**

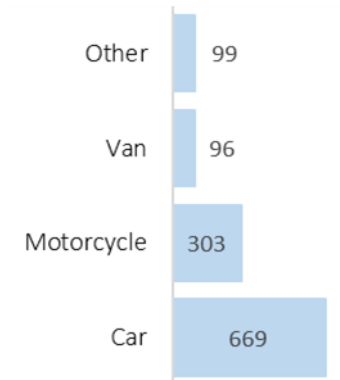
No. of incidents per year with one standard deviation above and below average to show natural fluctuation



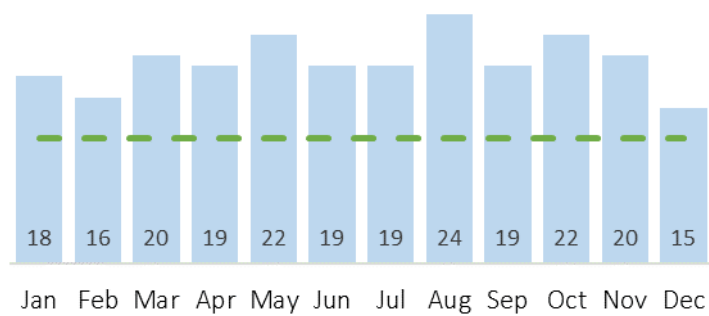
Average no. of incidents per neighbourhood policing area in a year



Average no. of incidents by property type per year



Average no. of incidents per month with line showing average for all months



Top 5 NPAs

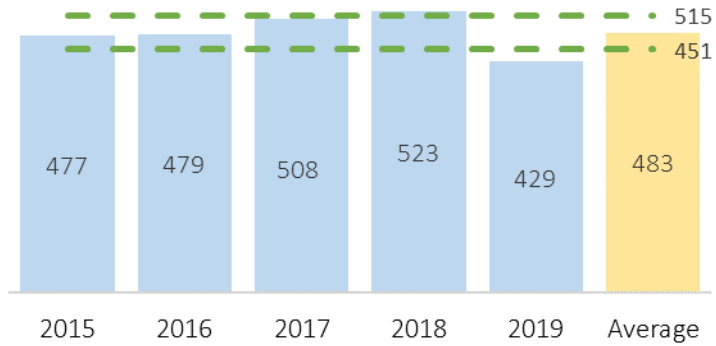
- 1 Braunstone Park and Rowley Fields (32)
- 2 Bosworth, Ratby, Groby, Markfield (15)
- 3 New Parks (13)
- 4 Abbey (13)
- 5 Eyres Monsell (9)

Average no. of incidents per hour and day per year

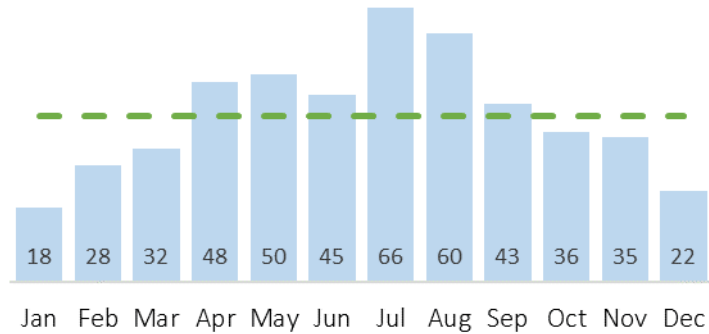
	0	1	2	3	4	5	6	7	8	9	10	11	12	13	14	15	16	17	18	19	20	21	22	23	Total
Sun	3	4	2	2	2	1	1	1	0	0	0	0	1	1	1	2	2	2	2	2	4	4	3	2	40
Mon	3	2	1	1	2	1	1	0	0	0	0	0	1	1	1	1	1	1	2	3	3	4	3	4	35
Tue	3	2	3	2	1	1	0	0	0	0	0	0	0	1	1	1	1	1	1	2	3	3	2	4	34
Wed	3	2	4	2	1	1	0	0	0	0	0	0	0	0	0	1	0	0	1	3	2	2	2	3	28
Thu	3	3	2	2	1	1	1	0	0	0	0	1	0	0	1	0	1	0	1	1	3	2	4	3	31
Fri	2	4	1	1	2	1	0	0	0	0	1	0	0	0	1	1	1	0	1	2	1	4	3	4	29
Sat	3	3	3	3	2	2	1	0	0	0	1	0	0	0	1	2	1	2	1	2	2	3	2	2	36
Total	20	20	15	12	11	7	5	3	2	2	2	2	4	3	5	7	7	7	8	14	17	21	19	22	233

Five Year Arson Profile (2015-19) **Deliberate Secondary Fires**

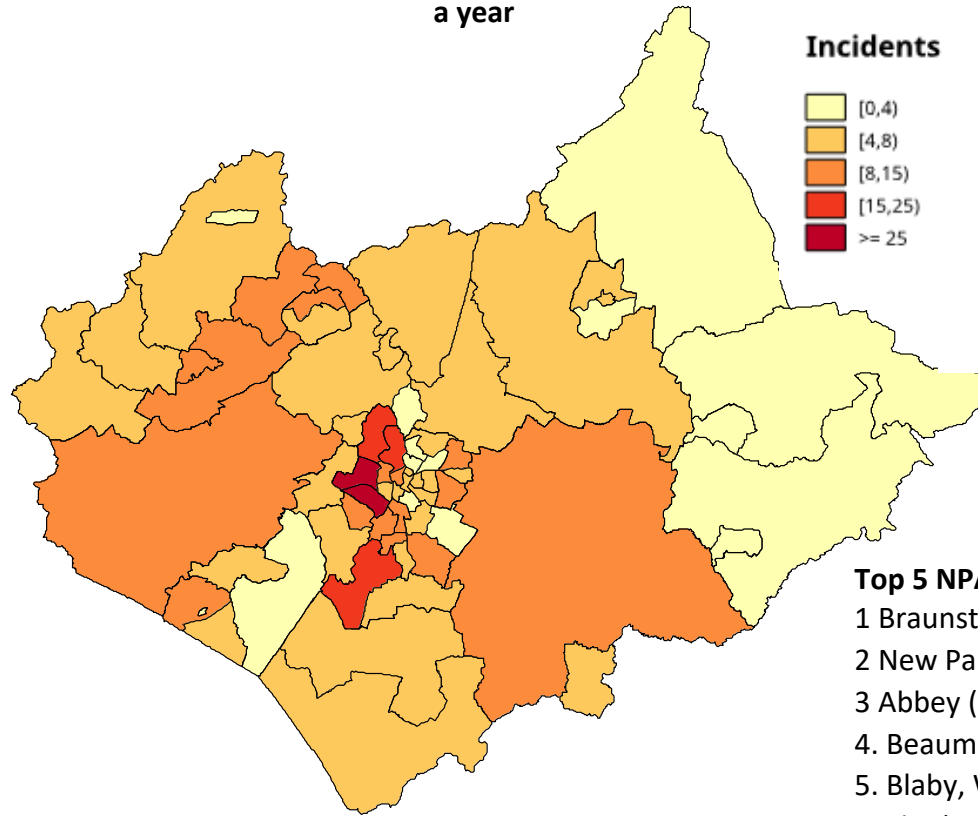
No. of incidents per year with one standard deviation above and below average to show natural fluctuation



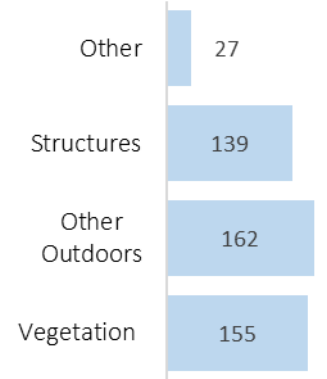
Average no. of incidents per month with line showing average for all months



Average no. of incidents per neighbourhood policing area in a year



Average no. of incidents by property type per year



Top 5 NPAs

- 1 Braunstone Park... (34)
- 2 New Parks (25)
- 3 Abbey (24)
4. Beaumont Leys (23)
5. Blaby, Whetstone, Glen Parva and Cosby (15)

Average no. of incidents per hour and day per year

	0	1	2	3	4	5	6	7	8	9	10	11	12	13	14	15	16	17	18	19	20	21	22	23	Total
Sun	2	3	1	2	1	2	1	1	1	0	1	1	2	2	3	5	7	8	8	8	5	5	4	2	74
Mon	2	2	1	2	0	1	0	1	1	0	0	2	2	1	2	3	5	5	8	7	7	7	3	1	64
Tue	2	1	2	1	1	0	1	1	1	0	1	1	1	2	2	5	4	8	5	10	7	8	4	4	71
Wed	3	2	2	1	1	2	1	1	2	1	1	1	2	2	2	3	3	7	6	8	6	7	4	3	70
Thu	4	2	1	1	0	2	1	1	0	1	0	1	1	2	3	2	6	5	7	8	5	6	4	3	66
Fri	3	3	2	1	1	1	0	0	0	1	1	1	1	1	4	3	4	6	6	5	5	7	6	4	67
Sat	4	1	2	1	2	2	1	1	1	1	1	1	1	3	3	3	4	5	6	7	8	6	4	5	72
Total	20	14	10	9	6	9	5	4	6	4	5	8	10	14	19	25	34	43	47	51	43	46	28	23	483

Appendix B

Arson Toolkits

Toolkit	Content
Toolkit 1A: Arson Prevention - Safer Homes	Identifying those persons at risk of arson, including vulnerable persons, domestic violence, hoarding, prison release, etc. Provide crime prevention advice (including Home Fire Safety Checks) in homes identified as being at risk.
Toolkit 1B: Arson Prevention - Safer Neighbourhoods	Target neighbourhoods at risk of arson where identified arson hot-spots or clusters exist. Actions include police problem solving plans, community impact assessments, fire service district manager and NPA Commanders working together, role of Joint Action Groups and community safety partnerships, city/county councils, Youth Offending Service, etc.
Toolkit 1C: Arson Prevention - Safer Buildings and Businesses	Identifying buildings at risk of arson, including derelict buildings. Actions include local authority building control engagement, Environmental Health Cleansing, Fire Safety Department, Landlord Association and Association of British Insurers, etc. Provide advice to business (e.g. Arson Checklists) on reducing the risk of arson when completing a Fire Risk Assessment.
Toolkit 1D: Arson Prevention - Schools Education Program	Leicestershire Fire and Rescue Service school's education program aimed at Year 1 and Year 5. Other programs include FireCare, Fire Cadets and Warning Zone (Year 6).
Toolkit 2 – Arson Investigation Process	Working arrangements in relation to arson investigation.
Toolkit 3 – Information Sharing	Intelligence sharing on domestic and commercial properties at risk.