

Incidents Attended in the Blaby District

April 2020 - June 2020

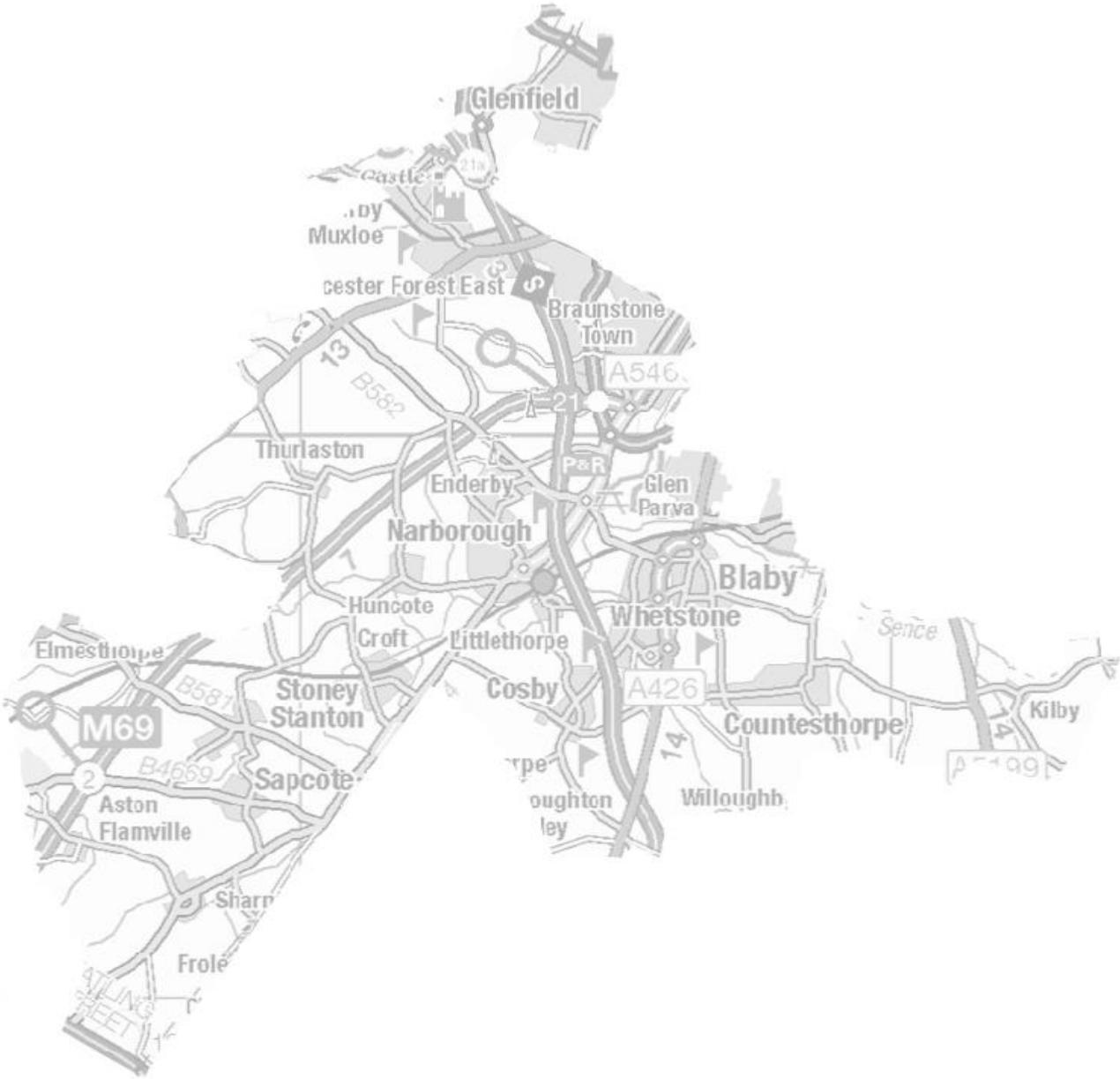


Created: July 2020
Reviewed: July 2020
Owner: Performance

Incidents attended by LFRS in Blaby - 01/04/2020 - 30/06/2020

LEICESTERSHIRE

FIRE and RESCUE SERVICE

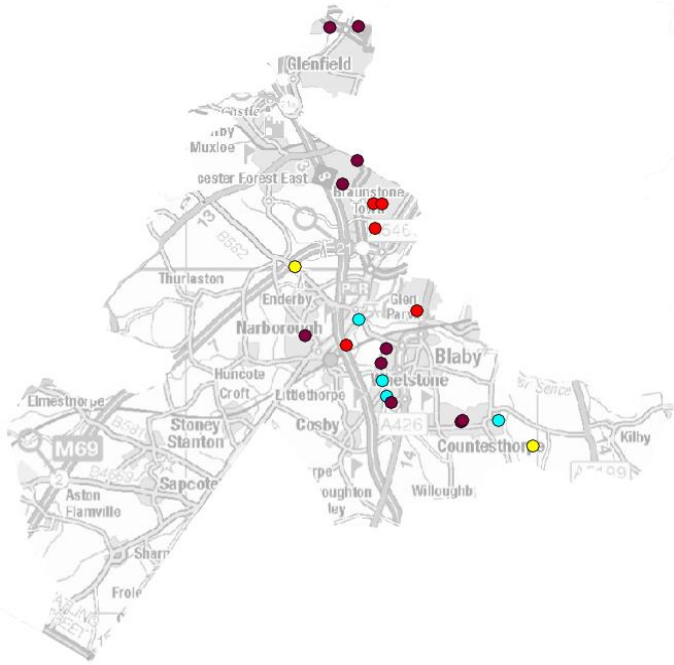


Incident type	Total
Primary fires	21
Secondary fires	29
Chimney fires	
False Alarms	36
Special Services	45
RTC	17
Fatalities in fires	
Non fatal casualties in fires	
Fatalities in non fire	2
Non fatal casualties in non fire	17
Total number of incidents	131

Blaby District - April to June 2020

Ref	Key Corporate Indicator	Apr	May	Jun	Jul	Aug	Sep	Oct	Nov	Dec	Jan	Feb	Mar	Total	3 Year Average	Difference
1.1	Total incidents	41	41	49	0	0	0	0	0	0	0	0	0	131	143.00	-12.00
1.2	Fire incidents	12	17	21	0	0	0	0	0	0	0	0	0	50	53.00	-3.00
a	Primary fire incidents	4	5	12										21	26.33	-5.33
b	Secondary fire incidents	8	12	9										29	26.00	3.00
c	Chimney fire incidents	0	0	0										0	0.67	-0.67
1.3	False alarms	16	12	8	0	0	0	0	0	0	0	0	0	36	44.33	-8.33
1.4	Non-fire incidents	13	12	20	0	0	0	0	0	0	0	0	0	45	45.67	-0.67
a	Non-fire false alarms	0	0	0										0	1.67	-1.67
b	Special service	13	12	20										45	44.00	1.00
-	Road Traffic Collision (RTC)	4	2	11										17	19.33	-2.33
-	Assist other agencies	3	7	5										15	5.00	10.00
-	Medical Incident - Co-responder/First Responder	0	0	0										0	1.33	-1.33
2.1	Fatalities in fires	0	0	0	0	0	0	0	0	0	0	0	0	0	1.00	-1.00
2.2	Non-fatal casualties in fires	0	0	0	0	0	0	0	0	0	0	0	0	0	0.33	-0.33
2.3	Fatalities in non-fire incidents	1	0	1	0	0	0	0	0	0	0	0	0	2	1.00	1.00
2.4	Non-fatal casualties in non-fire incidents	4	3	10	0	0	0	0	0	0	0	0	0	17	14.67	2.33

1.2a Primary fire incidents in Blaby 01/04/2020 - 30/06/2020



Date/Time

	00-3.59	04-7.59	08-11.59	12-15.59	16.19.59	20-23.59
Monday					1	
Tuesday					1	1
Wednesday					1	1
Thursday			1		3	1
Friday	1	1	1		3	
Saturday						1
Sunday		1	1		1	1

Month/Qrt

Month/Qrt	Total
April	4
May	5
June	12
Qrt 1	21
Qrt 2	
Qrt 3	
Qrt 4	
Total	21

Property type

Dwelling	10
Non Residential	4
OutdoorStructure	2
Road vehicles	5

Cause/Motive

Accidental	19
Deliberate	2

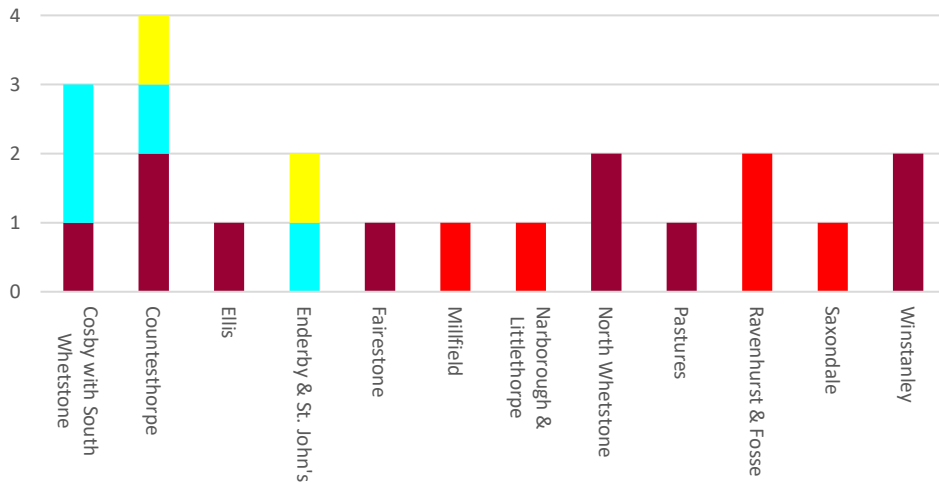
Casualties involved

Casualties	3
No casualties	18

Ignition source

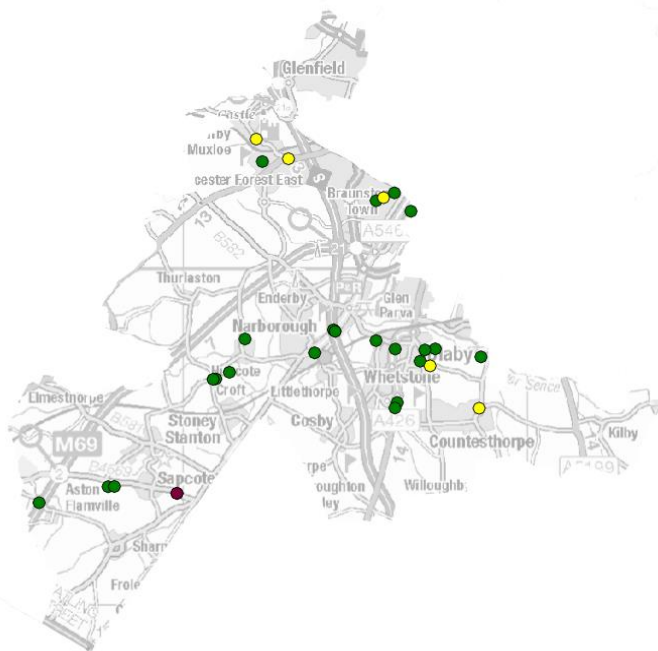
Cooking appliance	10
Electricity supply - Wiring, cabling, plugs	1
Heating equipment - Other heating equipment	1
Industrial equipment - Welding/Cutting equipment	1
Naked flame - Lighted paper or card, or other naked flame	1
Not known	1
Smoking related - Cigarette lighter	1
Spread from secondary fire - Spread from secondary fire	2
Vehicles only	3

■ Dwelling ■ NonResidential ■ OutdoorStructure ■ RoadVehicle



Wards

1.2b Secondary fire incidents in Blaby 01/04/2020 - 30/06/2020



Date/Time

	00-3.59	04-7.59	08-11.59	12-15.59	16.19.59	20-23.59
Monday		1	1			1
Tuesday		1			1	
Wednesday	1			2		2
Thursday					1	2
Friday		1		2	1	2
Saturday		1	1	1	1	
Sunday	1			1	3	1

Month/Qrt

Month/Qrt	Total
April	8
May	12
June	9
Qrt 1	29
Qrt 2	
Qrt 3	
Qrt 4	
Total	29

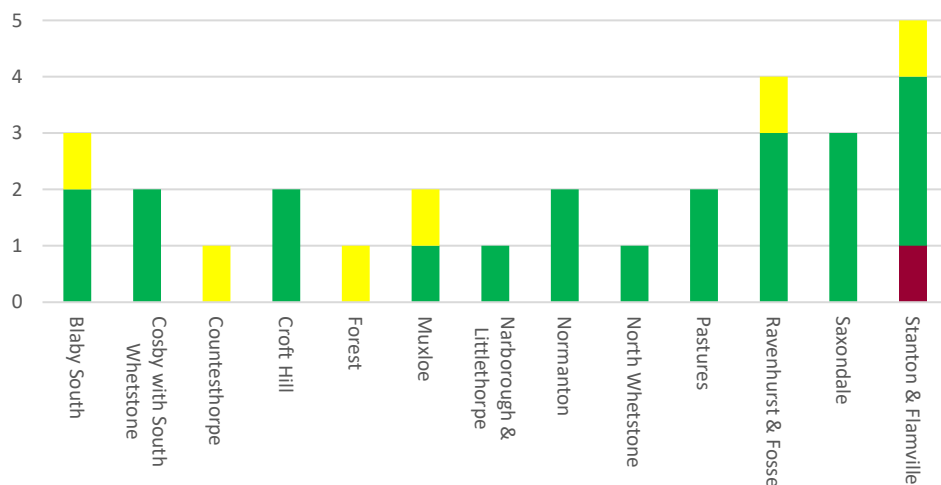
Property type

Dwelling	1
Outdoor	22
OutdoorStructure	6

Cause/Motive

Accidental	16
Deliberate	13

■ Dwelling ■ Outdoor ■ OutdoorStructure



Wards

Property type

Cycle path/public footpath/bridleway	1	Private/Domestic garden/allotment	5
Dwelling	1	Roadside vegetation	1
Fence	1	Scrub land	3
Grassland, pasture, grazing etc	1	Small refuse/rubbish/recycle container	1
Hedge	1	Tree scrub (incl single trees not in garden)	2
Large refuse/rubbish container (eg skip)	2	Wasteland	2
Loose refuse (incl in garden)	6	Wheelie Bin	1
Other outdoor structures	1		

1.2c Chimney fire incidents in Blaby 01/04/2020 - 30/06/2020

Date/Time

	00-3.59	04-7.59	08-11.59	12-15.59	16.19.59	20-23.59
Monday						
Tuesday						
Wednesday						
Thursday						
Friday						
Saturday						
Sunday						

Month/Qrt

Month/Qrt	Total
April	0
May	0
June	0
Qrt 1	0
Qrt 2	
Qrt 3	
Qrt 4	
Total	0

Property type

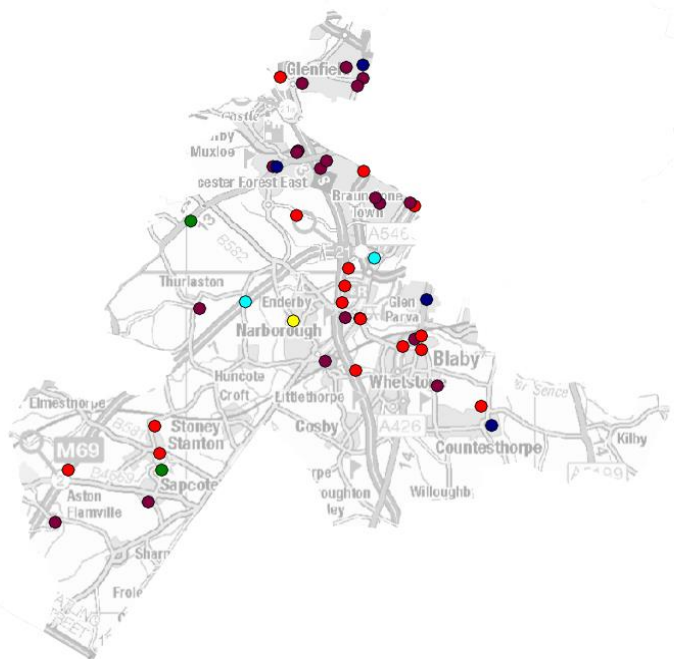
Property type

--	--

Cause/Motive

Accidental	
------------	--

1.4b Emergency Special Service incidents in Blaby 01/04/2020 - 30/06/2020



Date/Time

	00-3.59	04-7.59	08-11.59	12-15.59	16.19.59	20-23.59
Monday			1	3	1	1
Tuesday	2				3	
Wednesday	1	1	2	2	4	2
Thursday			1	2	1	1
Friday	3		2		3	
Saturday				2	2	1
Sunday		2	1	1		

Month/Qrt

Month/Qrt	Total
April	13
May	12
June	20
Qrt 1	45
Qrt 2	
Qrt 3	
Qrt 4	
Total	45

Property type

Dwelling	19
Non Residential	2
Other Residential	4
Outdoor	2
Outdoor Structure	1
Road Vehicle	17

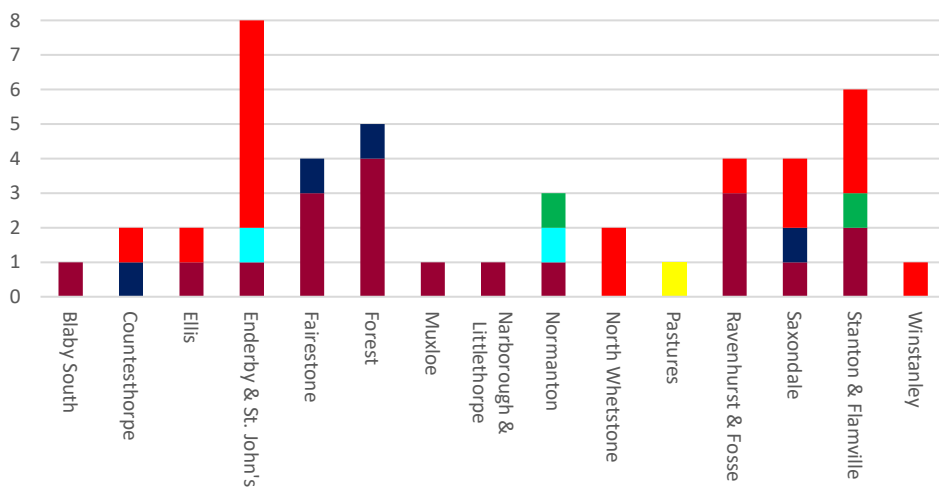
Special Service type

Advice Only	1
Animal assistance incidents	2
Assist other agencies	15
Effecting entry/exit	1
Hazardous Materials incident	2
Making Safe (not RTC)	2
Removal of objects from people	1
Removal of people from objects	2
RTC	17
Suicide/attempts	2

Casualties involved

Casualties	20
No Casualties	25

■ Dwelling
 ■ NonResidential
 ■ OtherResidential
 ■ Outdoor
 ■ OutdoorStructure
 ■ RoadVehicle



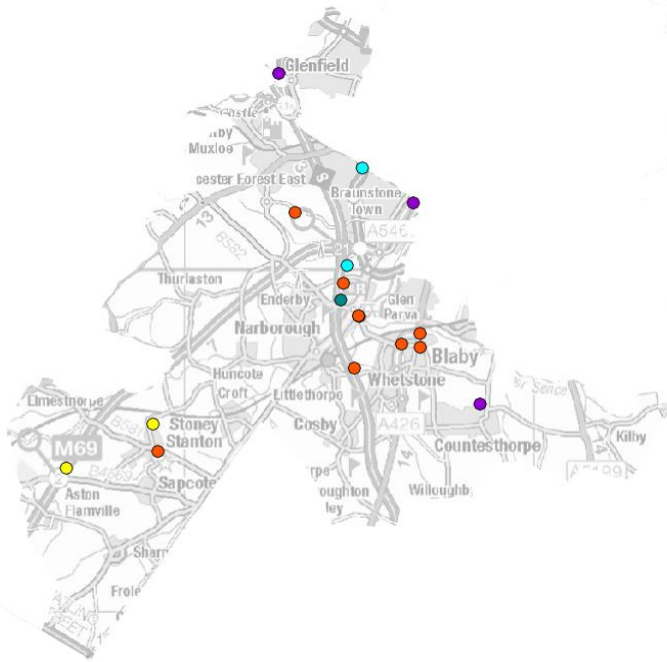
Wards

Data source: IRS, LFRS

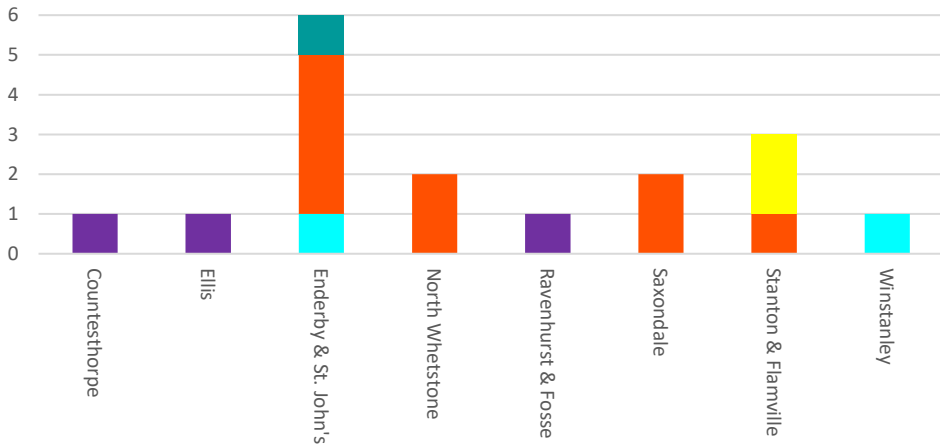
Date: 08/07/2020

© Crown copyright. All rights reserved 2020. OS 100026099

1.4b RTC incidents in Blaby 01/04/2020 - 30/06/2020



- Extrication of person/s
- Make scene safe
- Make vehicle safe
- Medical assistance only
- Stand by - no action



Wards

Date/Time

	00-3.59	04-7.59	08-11.59	12-15.59	16.19.59	20-23.59
Monday						1
Tuesday	1				2	
Wednesday				1	2	1
Thursday						
Friday	3		1			
Saturday				1	1	
Sunday		1	1	1		

Month/Qrt

Month/Qrt	Total
April	4
May	2
June	11
Qrt 1	17
Qrt 2	
Qrt 3	
Qrt 4	
Total	17

Property type

Car	13
Multiple Vehicles	4

RTC type

Extrication of person/s	2
Make scene safe	3
Make vehicle safe	9
Medical assistance only	1
Stand by - no action	2

Casualty type

Casualties	8
No casualties	9

2.1 Fatalities in fire incidents in Blaby 01/04/2020 - 30/06/2020

Date/Time

	00-3.59	04-7.59	08-11.59	12-15.59	16.19.59	20-23.59
Monday						
Tuesday						
Wednesday						
Thursday						
Friday						
Saturday						
Sunday						

Month/Qrt (Fatal)

Month/Qrt	Total
April	0
May	0
June	0
Qrt 1	0
Qrt 2	
Qrt 3	
Qrt 4	
Total	0

Casualty type

Fatal	
-------	--

Cause/Motive

Accidental	
Deliberate	

Age of casualty

0-16	
17-25	
26-39	
40-59	
60+	
Not known	

Property type

2.2 Non fatal casualties in fires in Blaby 01/04/2020 - 30/06/2020

Date/Time

	00-3.59	04-7.59	08-11.59	12-15.59	16.19.59	20-23.59
Monday						
Tuesday						
Wednesday						
Thursday						
Friday						
Saturday						
Sunday						

Month/Qrt (Fatal)

Month/Qrt	Total
April	0
May	0
June	0
Qrt 1	0
Qrt 2	
Qrt 3	
Qrt 4	
Total	0

Severity of casualty

Injuries appear to be serious	
Injuries appear to be slight	
First aid given at scene	
Precautionary check recommended	

Property type

Age of casualty

0-16	
17-25	
26-39	
40-59	
60+	
Not known	

Cause/Motive

Accidental	
Deliberate	

2.3 Fatalities in non fire incidents in Blaby 01/04/2020 - 30/06/2020



Date/Time

	00-3.59	04-7.59	08-11.59	12-15.59	16.19.59	20-23.59
Monday				1		
Tuesday						
Wednesday						
Thursday			1			
Friday						
Saturday						
Sunday						

Month/Qrt

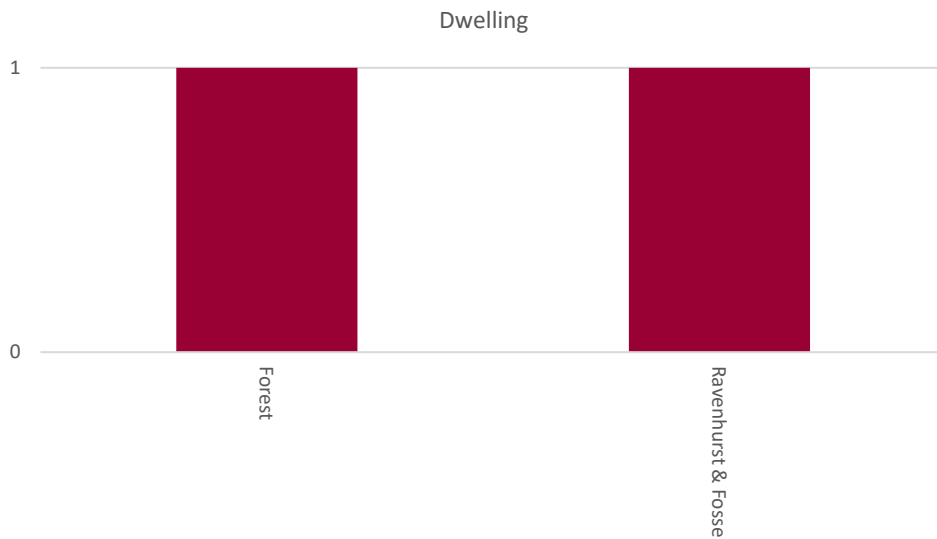
Month/Qrt	Total
April	1
May	0
June	1
Qrt 1	2
Qrt 2	
Qrt 3	
Qrt 4	
Total	2

Property type

Dwelling	2

Special type

Assist other agencies	1
Effecting entry/exit	1



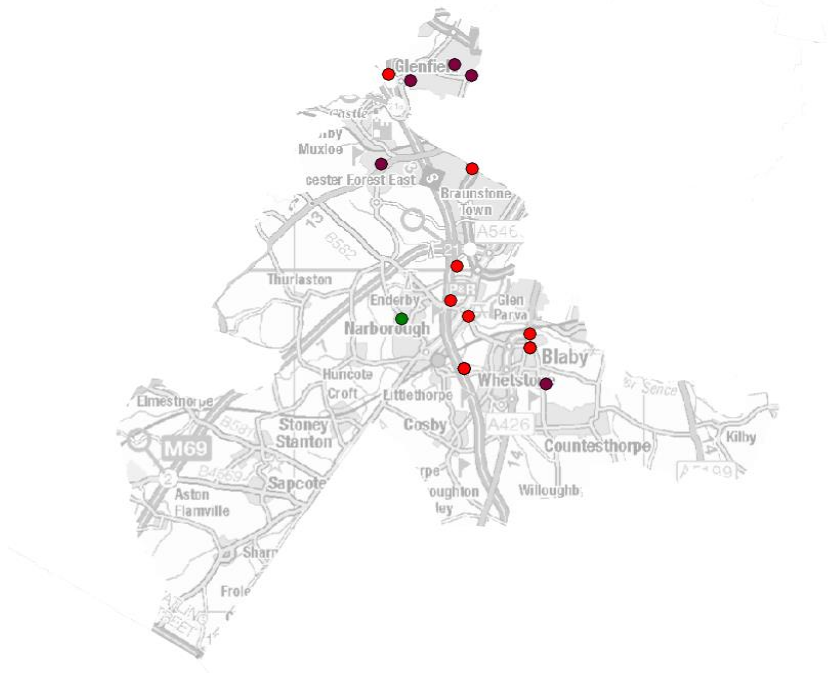
Age of casualty

0-16	
17-25	
26-39	
40-59	
60+	2
Not known	

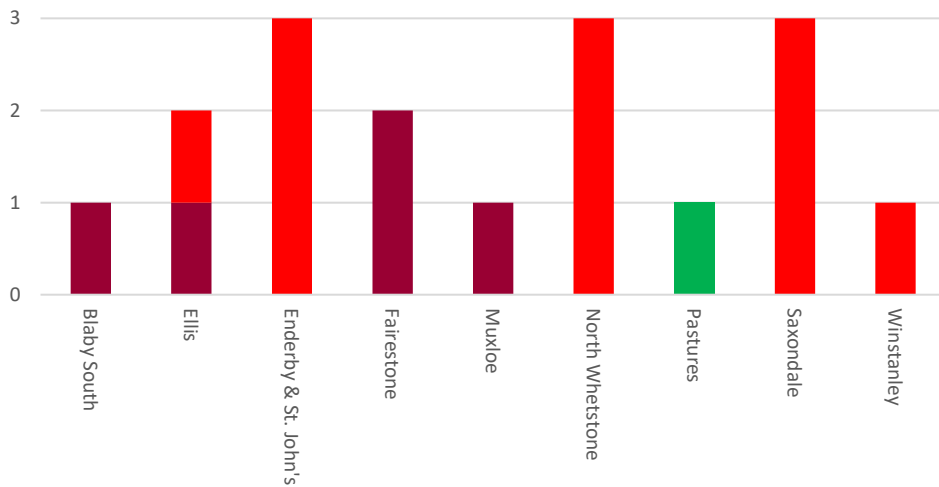
Casualty type

Fatal	2
-------	---

2.4 Non fatal casualties in non fire incidents in Blaby 01/04/2020 - 30/06/2020



■ Dwelling ■ Outdoor ■ Road Vehicle



Wards

Data source: IRS, LFRS

Date: 08/07/2020

© Crown copyright. All rights reserved 2020. OS 100026099

Date/Time

	00-3.59	04-7.59	08-11.59	12-15.59	16.19.59	20-23.59
Monday				1		
Tuesday	1					
Wednesday	1		1		4	1
Thursday					1	
Friday			2		1	
Saturday				1		
Sunday		2	1			

Month/Qrt

Month/Qrt	Total
April	4
May	3
June	10
Qrt 1	17
Qrt 2	
Qrt 3	
Qrt 4	
Total	17

Property type

Dwelling	5
Outdoor	1
Road vehicle	11

Severity of casualty

Injuries appear to be serious	5
Injuries appear to be slight	8
First aid given at scene	
Precautionary check recommended	4

Age of casualty

0-16	0
17-25	3
26-39	6
40-59	1
60+	7
Not known	0

Authority Source:	Leicestershire Fire and Rescue Service
Data Source:	IRS (Incident Recording System), Leicestershire Fire and Rescue Service
Other Data Contributions:	Ordnance Survey - Districts and Wards
Date Prepared:	03/07/2020
Date Published:	08/07/2020
Description of data/scope:	01/04/2020 - 30/06/2020
Restrictions:	The map(s) are provided under license and are subject to Crown copyright ©. They may not be republished by any organisation not signed up to the Public Sector Mapping Agreement unless licenced by Ordnance Survey under a contractor or private licence, or without the prior permission of Leicestershire Fire and Rescue Service. Totals based on number of incident reports completed at time of Views data production.
Additional information:	The incident recording system that supplies this data is a dynamic system and therefore any data supplied is as up to date as this system allows. Please note there may be some incidents that have not been completed within this system at the point of publication and figures may change at a later date.
Definitions - Primary fire	Primary fires - Generally more serious fires that harm people or cause damage to property.
Definitions - Secondary fire	Secondary fires - Generally small outdoor fires, not involving people or property. These include refuse fires, grassland and fires in derelict buildings/vehicles.
Quality statement:	The Fire and Rescue Service warrants that the information provided above is accurate as at the date of this document but the Service reserves the right after that date to change, at its absolute discretion, the information provided in any way it chooses including but not limited to deletion and addition without further notice to you.
Document version number:	V1.0